



School District of the



Menomonie Area



2015-2016 Annual Report



ANNUAL REPORT

2015-2016



August 24, 2015

Dear Citizens, Friends, and Neighbors:

The 2014-2015 school year in the School District of the Menomonie Area was filled with much excitement, change, and transition. The school year was highlighted by the completed building projects at River Heights and Downsville elementary schools, the first graduation ceremony held in the new gym at Menomonie High School, and many other wonderful accomplishments by

our students and staff.

Anticipated changes in our school district during the 2014-2015 school year included the continued facility renovations at Menomonie High School, the first year of new computerized state assessments for our students, the full implementation of new teacher evaluation and compensation systems, and the transition of a new district administrator. Other less expected changes included challenges associated with health insurance and early retirement benefits, the sudden resignation of the school board president, as well as many other fiscal and public policy shifts brought on by new state legislation.

As we begin the 2015-2016 school year, the school district continues to focus on the vision and core values of our organization as we work to achieve our mission of preparing ALL students to become lifelong learners, caring individuals, and responsible citizens. In the SDMA, we continue to engage our community partners as we work toward goals prioritized in our strategic plan, while being mindful of the finances of our organization. This year, the use of a new math curriculum in our elementary schools, coupled with increased support for academic intervention programming across the school district, will help to boost academic performance and close achievement gaps as we work to align the district's limited resources with the needs of our children and the expectations of our community.

From a business standpoint, the decisions made by the school board related to health insurance, early retirement benefits, and reducing district expenses, have allowed our school district to continue operating with a balanced budget. As part of a newly adopted vision for financial security in the school district, we have improved the health of our fund balance, and we eliminated short-term borrowing for cash flow purposes. We have greatly reduced the unfunded

Greetings from the District Administrator

liability for post-employment benefits obligated to our retiring employees, and we have established a capital improvement trust fund to plan for future facility needs. Despite a newly adopted state budget that freezes revenue limits and falls well short of providing school districts the resources needed to keep up with inflation, our school district has worked to balance the budget while prioritizing services directly impacting the classroom.

The 2015-2016 tax levy for school district operations, debt service, and community service is projected to be \$16,988,922, an increase of 0.35% compared to a tax levy of \$16,929,743 for 2014-2015. State revenues are projected to account for 55% of the total budget in 2015-2016, which is almost identical to the previous year. The projected tax rate for 2015-2016 is \$10.68 per \$1,000 of equalized value, which is an increase of \$0.04 from the actual mill rate of \$10.64 a year ago. At this time we are projecting no increase in property values, but if reported values are higher, the mill rate will decrease. Actual tax rates will vary per property owner depending upon where one lives and the full or partial values of assessment.

While successfully managing operations and improving the fiscal health of our school district is important, our greatest priority is the success of our children. Our school district continues to enjoy many great examples of success in the classroom, in athletics, and in many co-curricular activities. Much of this success can be directly attributed to our wonderful staff and the partnerships that our school district enjoys with parents, families, local businesses, UW-Stout, and our community. Graduates continue to leave MHS well prepared for opportunities in the workforce, military, or other institutions of higher education, and many of our school district alumni return to call the Menomonie Area their home. It truly is a wonderful time to be a Menomonie Mustang!

Joseph Zydowsky
District Administrator

Strategic Planning

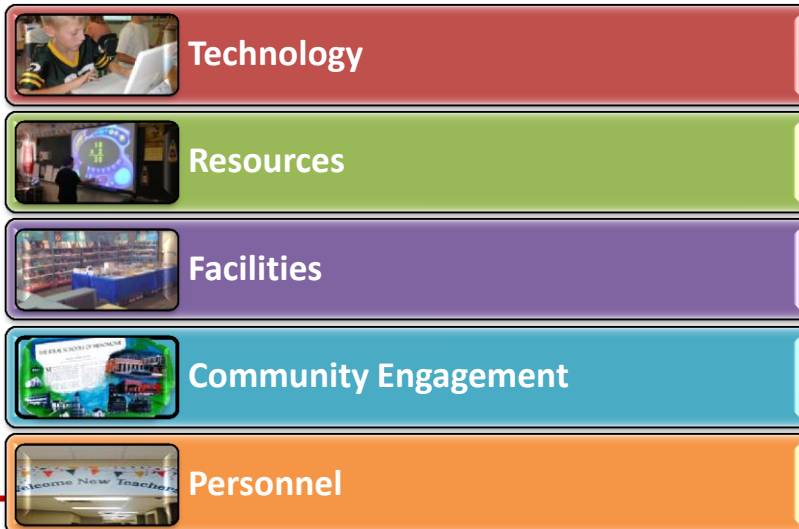


Table of Contents

Letter from the District Administrator i
 Contents ii
 Annual Meeting Information iii

Our Mission/Our Vision/Core Values 1
 School Board and Administrative Staff 2
 Agenda 3
 2014 Annual Meeting Minutes 4-6
 Where the Money Comes From/Where the Money Goes 7
 Explanation of Funds..... 8
 2014-2015 Budget Expenditures by Object-All Funds 9
 September Property Values 9
 Levy Comparisons & History 10
 Equalized Evaluations 10
 Financial Summary Five-Year History 10
 Student Enrollment History 11
 Student Enrollment Projections..... 11
 Fund Balance History 12
 Fund 80 – Community Programs & Services 13
 Long-Term Debt 14
 Key Dates for Fiscal Year 2015-2016 14
 Budget Adoption 2015-2016 15-18
 Employee Benefit Trust 18
 Acknowledgment of Contributors 19



Teach Like a Pirate
Summer Camp 2015



Welcome to the Annual Meeting

Welcome to the Annual Meeting of the School District of the Menomonie Area. The annual meeting plays a special role in the governance of the school district. Electors in the district have special powers reserved to them as a body at the Annual Meeting. State statutes set forth the basic requirements for holding the Annual Meeting and outline the powers of the electors at the Annual Meeting. (Wisconsin Statutes 120.08, 120.09, 120.10, 120.11)

The Annual Meeting provides district residents with an opportunity to focus their attention and comments on the operation of the school district.

Electors should also note that the Board of Education, at each regularly scheduled meeting, has a place on the agenda for community communications. One need not wait, however, until the Annual Meeting or a regular meeting to discuss matters with the Board of Education. Individual board members are always available for discussions.

Even though specific powers are granted to the Annual Meeting, the powers of the Annual Meeting for action are also limited. The school board is charged by the statute with the care, control, and management of the property and affairs of the school district. The electors, for example, do not have the power at the budget hearing to amend the budget as proposed, nor to approve or disapprove such budget. That responsibility remains with the school board.

The Board of Education and school administration have outlined the necessary action at the Annual Meeting required by statute. Other matters may come up for action under new business and votes may be taken; however, the action is advisory only upon the Board of Education. As elected members from the electorate, the board hears points of view prior to implementing or changing school policy; however, they have the final responsibility to operate and manage the schools.

Our Mission...

Preparing ALL students to become lifelong learners,
caring individuals, and responsible citizens.

Our Vision

What We Intend to Create

(adopted 2010 – Board of Education Goal-setting Process)

- Strong partnerships with students, families, and the community in order to increase trust and shared responsibility.
- The alignment of district fiscal resources with established priorities
- A high quality, well-rounded educational experience to all students that is rigorous, culturally relevant, healthful, and engaging.
- ALL students performing at or above grade level in all academic areas.
- Graduates prepared for college, career, and life in the 21st century.
- Systems that will provide a diverse staff of competent, dedicated, and caring professionals.

Our Core Values

We value **Integrity**; therefore, we will...

- Care
- Be courageous
- Be responsible

We value **Respect**; therefore, we will...

- Honor others and self
- Protect
- Listen
- Appreciate

We value **Community**; therefore, we will...

- Be honest
- Serve
- Unite
- Be accountable
- Celebrate
- Be loyal

We value **Excellence**; therefore, we will...

- Nurture growth
- Be our best
- Expect the best

We value **Trust**; therefore, we will

- Share
- Be reliable
- Be consistent
- Follow through



Members of the Board of Education

Term Expires 2016

Jessica Bryan, Treasurer
N7505 250th Street
Menomonie, WI 54751
715-505-0921 (cell)
jessica_bryan@msd.k12.wi.us

Jay Fahl, President
1410 Main Street
Menomonie, WI 54751
715-308-9115 (cell)
jay_fahl@msd.k12.wi.us

David Styer
E2850 State Rd 72
Menomonie, WI 54751
david_styer@msd.k12.wi.us

Christopher Smith
N3262 457th Street
Menomonie, WI 54751
715-664-8805
chris_smith@msd.k12.wi.us

Term Expires 2017

Jeff Jaeger
105 15th Street
Menomonie, WI 54751
715-505-5254 (cell)
jeff_jaeger@msd.k12.wi.us

Amy Riddle-Swanson
1331 Mathews
Menomonie, WI 54751
715-309-8939 (cell)
amy_riddle-swanson@msd.k12.wi.us

Tammy Schneider, Clerk
StreetE4990 420th Avenue
Menomonie, WI 54751
715-556-1211 (cell)
tammy_schneider@msd.k12.wi.us

Term Expires 2018

Urs Haltinner
E7078 720th Avenue
Menomonie, WI 54751
715-505-8148 (cell)
urs_haltinner@msd.k12.wi.us

James Swanson
1331 Mathews Street
Menomonie, WI 54751
715-505-0102 (cell)
jim_swanson@msd.k12.wi.us

Administrative Staff - 715-232-1642

District Administration

District Administrator/HR Director
Director of Business Services
Director of Instruction
Director of Student Services
Director of Food Service
Director of Technology Services
Director of Buildings and Grounds
Director of Community Education

Joe Zydowsky
Marleen Clark
Brian Seguin
Tonia Kowieski
Michelle Kloser
Kelly Hoyland
Mike Meyers
Kale Proksch

Extension

11111
11154
10125
10130
41851
10124
11063
42993

School Administration

Menomonie High School

David Muñoz, Principal
Bart Boettcher, Assoc. Principal/
Activities Director

41005
41004

Menomonie Middle School

Samantha Hoyt, Asst. Principal
Stacey Everson, Principal
Mark Anderson, Asst. Principal

41003
30104
30102

Downsville Elementary

Mary Henry, Principal

80005

Knapp Elementary

Kristin Humphrey, Principal

20112

Oaklawn Elementary

Lori Smith, Principal

50201

River Heights Elementary

Peg Kolden, Principal

61022

Wakanda Elementary

Susan Mommsen, Principal

70102

Agenda – August 24, 2015

BUDGET HEARING AND ANNUAL SCHOOL DISTRICT MEETING
SCHOOL DISTRICT OF THE MENOMONIE AREA
MENOMONIE MIDDLE SCHOOL COMMONS
920 21ST STREET SOUTH, MENOMONIE, WISCONSIN
AUGUST 24, 2015
6:00 P.M. – BUDGET HEARING
6:30 P.M. – ANNUAL MEETING

AGENDA

Budget Hearing

- A. **Presiding, Jay Fahl, President of the Board of Education**
- B. **Presentation of 2015-16 Budget**
- C. **Discussion and Questions Concerning 2015-2016 Budget**
District Administrator Joe Zydowsky and Director of Business Services Marleen Clark will present information on the 2015-16 budget. The Board of Education will then hear from district electors on the proposed budget and levy. District electors are reminded that they do not approve the budget; however, during the annual meeting they do vote on the required local tax levy needed to implement the budget.

Annual Meeting

- A. **Call to Order, Jay Fahl**
- B. **Appointment of Parliamentarian and Tellers**
- C. **Election of Chairperson of Meeting**
- D. **Recognition of Current and Former Board Members**
- E. **Presentation of Minutes of Annual Meeting of August 25, 2014**
A copy of the minutes of this meeting as approved by the school district clerk is a part of the annual meeting booklet. It is not necessary for the electors to vote on approval of these minutes.
- F. **Adoption of Tax Levy for General, Debt Service, and Community Service Funds**
Proposed motion: That there be levied upon the taxable property of the School District of the Menomonie Area the sum of \$16,988,922 for the operation of district schools and for discharge of long-term debt obligations for the 2015-2016 school year.
- G. **Authorize the Sale and/or Disposal of School Property, if Determined Appropriate by the Board of Education**
Proposed Motion: That the district conduct the sale and disposal of school property as determined appropriate by the Board of Education.
- H. **Authorize Annual Compensation and Travel Expenses for Board of Education Members Per Board Policy 164, School Board Member Compensation and Expenses**
Proposed motion: That members of the Board of Education be compensated as established by board policy for salary and actual and necessary travel expenses incurred in performance of duties.
- I. **Other Discussion**
Electors attending the meeting may request information or be heard on any topic relative to current policies and procedures of the school district.
- J. **Adjournment of Annual Meeting**

This agenda was posted at Menomonie Public Library, District Elementary Schools, Middle School and High School, School District Administrative Service Center, and School District Website: www.sdmaonline.com/

Minutes – August 25, 2014

**MINUTES OF THE ANNUAL MEETING
OF THE BOARD OF EDUCATION OF THE
SCHOOL DISTRICT OF THE MENOMONIE AREA
MENOMONIE, WISCONSIN
AUGUST 25, 2014**

The budget hearing and annual meeting of the School District of the Menomonie Area was held in the Commons at Menomonie Middle School, 920 21st Street South, in Menomonie, Wisconsin, on Monday, August 25, 2014.

Board members Alan Block, Jessica Bryan, Colleen Davis, Jay Fahl, Tanya Husby, Jeff Jaeger, Amy Riddle-Swanson, David Styer, and Tammy Schneider were in attendance. Electors and others present and registering their attendance were Joe Zydowsky, Marleen Clark, Tonia Kowieski, Kelly Hoyland, Mark Burandt, Brian Seguin, David Muñoz, Susan Mommsen, Stacey Everson, Mark Anderson, Peg Kolden, Greg Corning, Lori Smith, Mary Henry, Margaret Breisch, Lee Smalley, Jane Hoyt, Susan Hall, and Frank Burdick. Recording secretary Patty Woodford, and media representative Pam Powers of the Eau Claire Leader-Telegram, were also present.

School board president Colleen Davis convened the budget hearing at 6:00 p.m., welcoming everyone to the meeting. She introduced the district's new district administrator, Joe Zydowsky, who thanked the school district and the community for the warm reception he and his family have received and for their commitment to excellence in education in the School District of the Menomonie Area.

Mr. Zydowsky shared a video that had been shown earlier in the day during the district's all-staff meeting at the middle school. Produced by Brian Seguin and other staff members, the "movie trailer" style video captured many of the highlights of the past school year and focused on several initiatives within the district. Mr. Zydowsky also reviewed highlights of the 2013-14 school year, including the continuing work of "The Great Conversation" in implementing the 2012-2017 Strategic Plan, the undertaking of significant building renovations at River Heights and Downsville elementary schools and Menomonie High School as a result of the successful \$36 million referendum, and the continued growth of the community education program. Successes in student achievement included all schools meeting or exceeding expectations on the DPI Accountability Report Card, Menomonie Middle School being named a School of Distinction in reading and math by the Wisconsin Response to Intervention Center, River Heights Elementary being named a 2013-2014 School of Recognition by the Wisconsin Department of Public Education, and a 99% graduation rate at Menomonie High School. Other highlights of the year included the selection of Wakanda fifth grade teacher Anne Hasse as the 2013 Wisconsin Elementary Teacher of the Year by the DPI and the development of the 2014-2015 budget. Mr. Zydowsky also recognized the excellent work done by his predecessor, Christine Stratton, who retired at the end of the 2013-2014 school year.

Mr. Zydowsky noted that, while working toward the mission and vision of our school district, we continue to be mindful of the finances of our organization. The recent reductions to the budgets in our schools, coupled with modest increases in revenue, have allowed the School District of the Menomonie Area to operate with a balanced budget. We have improved the health of our fund balance, and we are working toward eliminating the need for short-term borrowing and funding the post-employment benefits obligated to our employees.

The district's current demographics are as follows: a student population of 3,378 students, 240 teachers (4K-12), 147 support staff personnel, 1 district administrator, 8 directors, 7 principals, 1 associate principal/activities director, and 2 assistant principals. Facilities include Menomonie High School, Menomonie Middle School, Downsville Elementary School, Knapp Elementary School, Oaklawn Elementary School, River Heights Elementary School, Wakanda Elementary School, the Administrative Service Center, and the Bjornson Education-Recreation Center.

District collaborative processes include quality improvement committees, district wellness initiatives, a personnel action team, a community engagement action team, building leadership teams, a district

instructional team, numerous community advisory groups, grade level and department collaboration, and professional learning community (PLC) teams.

Major initiatives for 2014-2015 include continuing "The Great Conversation" with school and community groups, full implementation of the Educator Effectiveness model, continued implementation of the teacher compensation system, improvements of the Menomonie Sports Complex, further website development, implementation of the new Skylert communication system, expanded use of social media in the district, capital improvements approved by the referendum, continued implementation of many building-level initiatives, and the successful transition of a new district administrator.

Capital improvement for 2013-2014 included the following: upgraded parking lots at the Administrative Service Center (ASC), the middle school, Knapp, and Oaklawn; new flooring at the ASC and the middle school; painting at the ASC and Oaklawn; replacement and/or upgrades of HVAC systems at the ASC, Knapp, and the middle school; roof replacement at the ASC and Knapp; new clock systems at Knapp and the middle school; upgraded AV system in the ASC board room; and a new storage building at the middle school.

Referendum-approved capital improvements planned for 2014-2015 include a storm sewer at Knapp; landscaping at the ASC; flooring, HVAC, and propane water heater at the middle school; HVAC at Wakanda and Oaklawn; a cold storage/soccer concessions building at River Heights; and Downsview, River Heights, and high school remodeling and construction projects.

Marleen Clark, Director of Business Services, reported that the total budget, which is expected to be \$68.3 million includes several major funding categories and hundreds of "line items." Property values for the district have increased over recent years until 2012-2013, which showed a slight decrease. The estimated 2014-2015 amount is stable. The levy analysis shows a 1.95% increase of \$323,951. The estimated mill rate is \$10.87, an increase of \$0.21 from 2013-2014. Mrs. Clark reported a 1.01% increase in revenues and a 1.56% increase in expenses from 2013-2014. A look at operating revenues for 2014-2015 reveals that 54% is from state equalization aid, 38% from local property taxes, 3% from federal grants, 3% from other state aids and grants, and 2% from miscellaneous revenues. Operating expenses for 2014-2015 break down as follows: 78% - salaries and benefits (includes transfers for special education); 9% - purchased services/communication; 6% - transportation; 1% - equipment; 3% - supplies, books, software; and 3% - miscellaneous expenses.

Liability for other post-employment benefits (OPEB) was at \$28.9 million on July 1, 2009, with a trust fund of \$351,507. The OPEB liability was at \$20.3 million on July 1, 2013, a reduction of 30% due to a phase-out of benefits effective July 1, 2012, and capped participation. The trust fund as of July 1, 2013, is \$1,027,292.

Current referendum debt totaling \$36 million is as follows: Phase 1 borrowing of \$9.98 million completed in July 2013; Phase 2 borrowing of \$10 million completed in March 2014; Phase 3 borrowing of \$3.04 million completed in July 2014. Phase 4 and Phase 5 borrowing will be \$10 million and \$2.98 million, respectively.

The budget hearing concluded at 6:25 p.m. President Davis called the annual meeting to order at 6:30 p.m.

Tammy Schneider nominated Colleen Davis to chair the meeting and Jay Fahl seconded the nomination.

Alan Block made a motion to close nominations, seconded by Jessica Bryan. Davis was named chair of the meeting by a unanimous voice vote.

Chairman Davis appointed Margaret Breisch as parliamentarian and Mark Burandt and Marleen Clark as tellers. Former board member Frank Burdick was recognized for three years of service as a school board member. He was presented with a wooden musical bell engraved with his name and years of service, a commendation from the school board, and a lifetime activity pass.

Davis also recognized new board member Jeff Jaeger and other current board members and thanked them for their dedication and many hours of hard work, which resulted in very positive outcomes in the 2013-2014 school year, including a successful district administrator search, continued implementation of the Strategic Plan, and finalization and oversight of referendum-approved project designs.

The minutes of the annual meeting of August 26, 2013, were presented and placed on file.

Jay Fahl made a motion, seconded by Tammy Schneider, that there shall be levied upon the taxable property of the School District of the Menomonie Area the sum of \$16,922,134 for the operation of district schools and for discharge of long-term debt obligations for the 2014-15 school year. The motion passed by a unanimous voice vote.

Tammy Schneider made a motion, seconded by Jeff Jaeger, to authorize the sale and/or disposal of school property, if determined appropriate by the Board of Education. The motion passed by a unanimous voice vote.

Alan Block made a motion, seconded by Jessica Bryan, that members of the Board of Education be compensated as established by board policy for salary and actual and necessary travel expenses incurred in performance of duties. The motion passed by a unanimous voice vote.

In other discussion, Margaret Breisch recommended that the board review the current fund balance. President Davis noted that Downsview Elementary and River Heights Elementary will each host an open house in September.

Alan Block made a motion, seconded by Dave Styer, that the meeting be adjourned. The motion carried by voice vote, and the meeting was adjourned at 6:44 p.m.

Approved: September 8, 2014

pgw

/s/Tammy Schneider

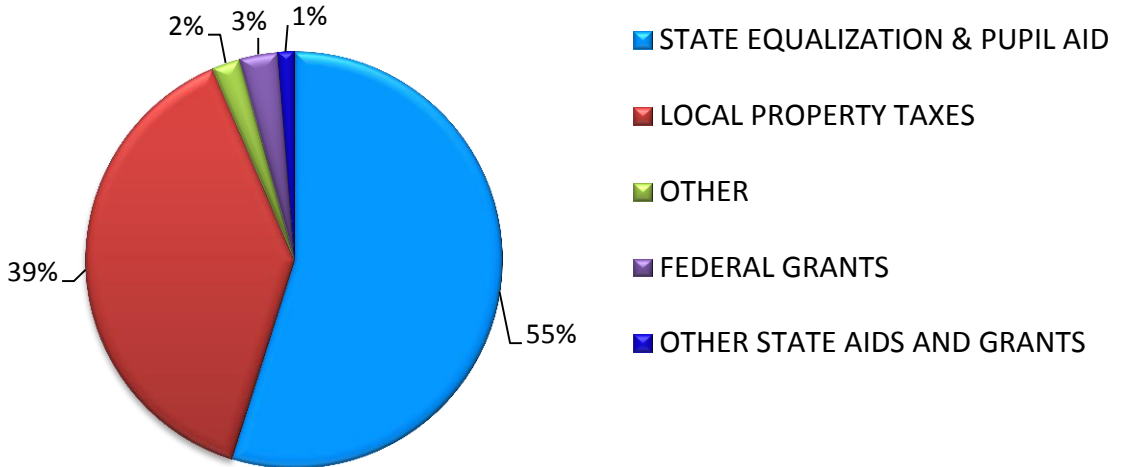
Tammy Schneider, Clerk



Budget Charts

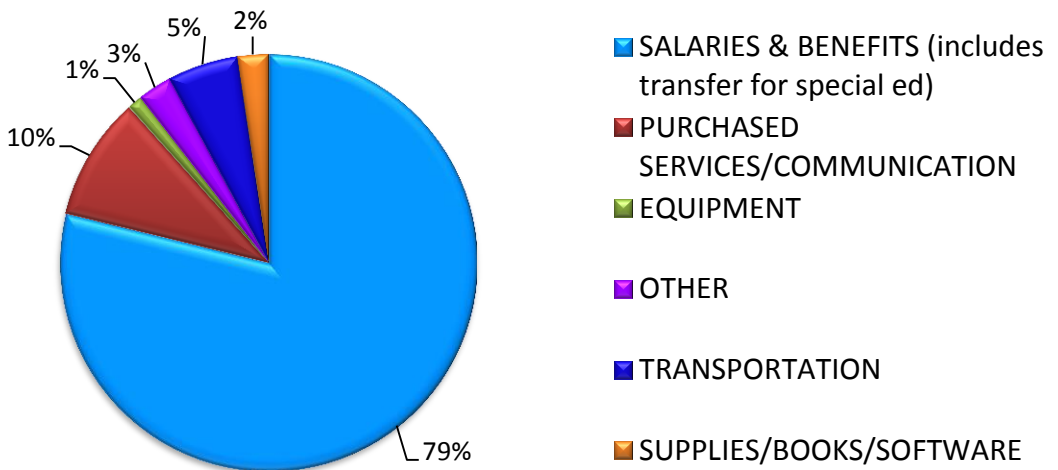
Where the Money Comes From (Fund 10 2015-2016)

2015-2016 BUDGETED REVENUES



Where the Money Goes (Fund 10 2015-2016)

2015-2016 BUDGETED EXPENSES



Explanation of Funds

GENERAL FUND (FUND 10)

The General Fund is used to account for all financial transactions relating to the district's current operations. The General Fund is the fund into which most tax and aid receipts are received and from which most of the operating expenses are paid.

SPECIAL PROJECT FUNDS (FUNDS 21, 27)

Fund 21 is used to account for gifts and donations from private parties.

Fund 27 is used to account for special education and related services funded wholly or in part with state or federal special education aid.

DEBT SERVICE FUND (FUNDS 38, 39)

These funds are used for recording transactions related to repayment of promissory notes, bonds, and state trust fund loans.

CAPITAL PROJECTS FUND (FUND 40)

These funds are used to report capital project fund activities, including referenda activity.

FOOD SERVICE FUND (FUND 50)

All revenues and expenditures related to pupil food service activities are recorded in this fund.

COMMUNITY SERVICE FUND (FUND 80)

This fund is used to account for activities such as community recreation programs and athletic programs and services outside regular curricular and extracurricular programs which have the primary function of serving the community. Access to these programs is not limited to pupils enrolled in the district's educational programs.



PACKAGE AND COOPERATIVE PROGRAM FUND (FUND 99)

This fund is used for cooperative instruction funds (does not include CESA packaged services by a host district).



Budget Expenditures by Object – All Funds

OBJECT	audited	unaudited	BUDGET 15-16
	ACTUAL 13-14	ACTUAL 14-15	
SALARIES	\$18,747,243.41	\$19,008,104.04	\$19,681,690.00
BENEFITS	\$9,729,899.98	\$10,773,289.66	\$10,618,477.00
PERSONAL SERVICES	\$2,334,644.56	\$893,978.07	\$509,907.00
PROPERTY SERVICES	\$6,053,065.49	\$12,962,419.79	\$283,330.00
UTILITIES	\$661,621.33	\$717,488.21	\$611,460.00
TRAVEL/TRANSPORTATION	\$2,144,165.25	\$2,088,047.28	\$2,215,933.00
COMMUNICATIONS/DATA	\$307,743.96	\$331,715.37	\$364,385.00
INTERGOV'T PAYMENTS	\$1,598,465.27	\$1,618,498.35	\$1,673,679.00
SUPPLIES/PAPER	\$1,687,716.93	\$1,628,261.16	\$1,798,773.00
APPAREL	\$5,372.73	\$7,690.63	\$5,945.00
MEDIA/LIBRARY BOOKS	\$217,485.54	\$216,396.10	\$209,166.00
TEXTBOOKS	\$52,538.10	\$67,221.05	\$81,346.00
BUILDINGS	\$1,610,378.83	\$8,796,234.77	\$4,035,500.00
EQUIPMENT/RENTALS	\$1,007,992.27	\$429,920.51	\$416,662.00
DEBT PAYMENTS	\$3,885,790.07	\$15,905,478.70	\$3,984,087.00
DISTRICT INSURANCES	\$317,773.97	\$293,139.71	\$355,120.00
INTERFUND TRANSFERS	\$3,365,131.42	\$3,441,275.00	\$3,655,990.00
DUES/FEES	\$89,884.06	\$148,926.70	\$101,283.00
TRUST FUND EXPENSES	<u>\$1,968,684.32</u>	<u>\$1,377,940.15</u>	<u>\$1,952,068.00</u>
TOTAL	\$55,785,597.49	\$80,706,025.25	\$52,554,801.00

September Property Values

Rounded to the nearest thousand

	SEPT 2014	PERCENT
CITY OF MENOMONIE	\$873,986,300	54.93%
TOWN OF DUNN	\$78,747,306	4.95%
TOWN OF EAU GALLE	\$2,892,300	0.18%
TOWN OF ELK MOUND	\$806,157	0.05%
TOWN OF LUCAS	\$49,337,054	3.10%
TOWN OF MENOMONIE	\$202,755,600	12.74%
TOWN OF RED CEDAR	\$156,350,057	9.83%
TOWN OF SHERMAN	\$28,441,461	1.79%
TOWN OF SPRING BROOK	\$26,338,185	1.65%
TOWN OF STANTON	\$6,479,568	0.41%
TOWN OF TAINTER	\$126,742,801	7.97%
TOWN OF WESTON	\$19,117,972	1.20%
VILLAGE OF KNAPP	\$17,737,554	1.11%
TOWN OF CADY	\$1,173,143	0.07%
TOWN OF SPRINGFIELD	<u>\$288,599</u>	<u>0.02%</u>
TOTALS	\$1,591,194,057	100.00%

Levy Comparisons & History

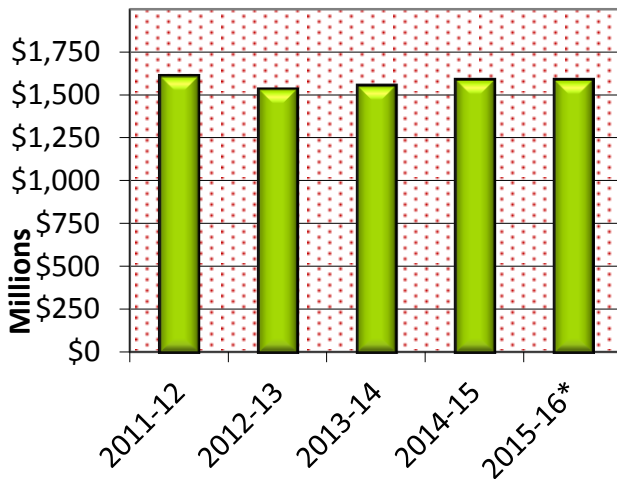
Equalized Evaluations

Financial Summary 2015-2016

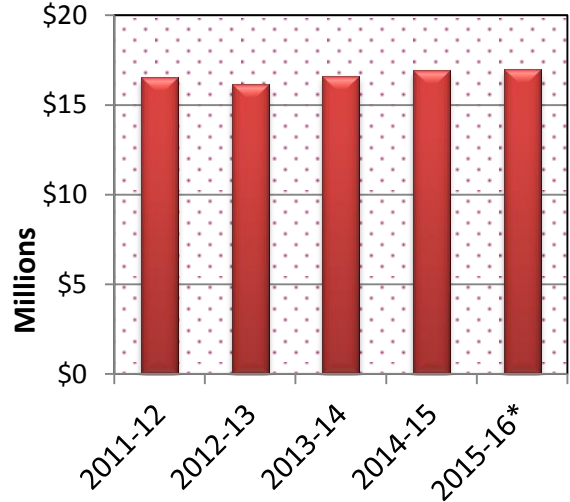
Levy Comparison Between Funds

	<u>2013-14</u>	<u>2014-15</u>	<u>2015-16</u>	
General Fund	\$12,982,734	\$13,294,294	\$13,313,473	
Debt Service Fund	\$3,360,000	\$3,380,000	\$3,420,000	
Community Service Fund	\$255,449	\$255,449	\$255,449	
TOTAL	\$16,598,183	\$16,929,743	\$16,988,922	
Equalized Valuation	\$1,557,069,106	\$1,591,194,057	\$1,591,194,057	*Estimated
Mill Rate	\$10.66	\$10.64	\$10.68	*Estimated

Equalized Valuations



Tax Levy History

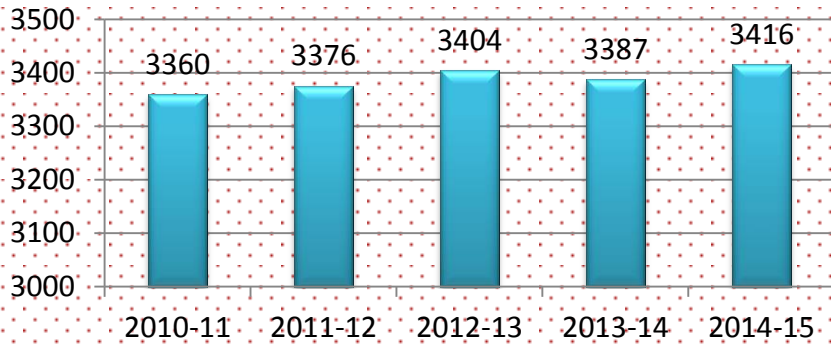


Financial Summary – Five Year History


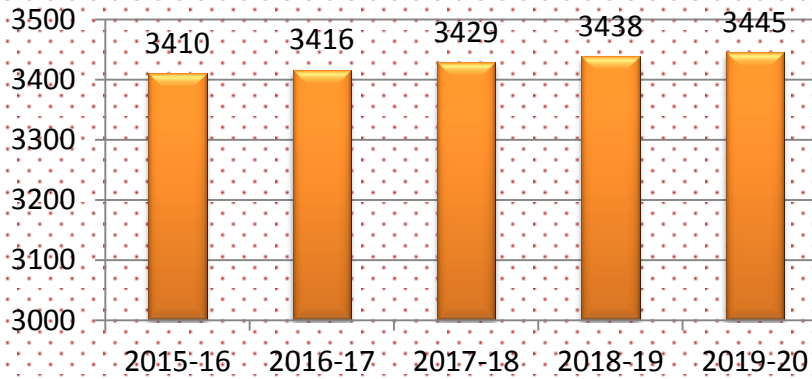
Year	Equalized Valuation	Tax Levy	Mill Rate
2011-12	\$1,613,381,703	\$16,526,371	\$10.24
2012-13	\$1,536,921,701	\$16,180,326	\$10.53
2013-14	\$1,557,069,106	\$16,598,183	\$10.66
2014-15	\$1,591,194,057	\$16,929,743	\$10.64
2015-16*	\$1,591,194,057	\$16,988,922	\$10.68

*Estimated

Student Enrollment History



Student Enrollment Projections

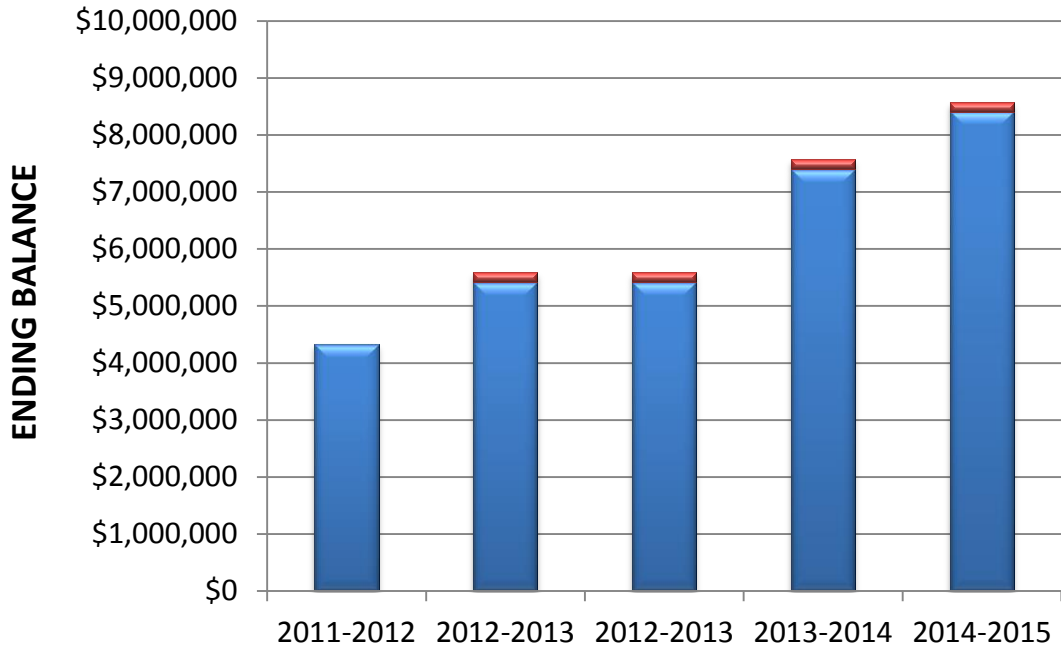


Fund Balance History

FUND 10 BALANCE - FIVE YEAR HISTORY

Fiscal Year	Unassigned Fund Balance	Assigned Fund Balance	Total Ending Fund Balance	Fund 10 Expenditures	% Unassigned Fund Balance To Expenditures
2011-2012	\$4,327,049	\$0	\$4,327,049	\$32,655,206	13.25%
2012-2013	\$5,423,103	\$160,174	\$5,583,277	\$33,951,650	15.97%
2012-2013	\$5,423,103	\$160,174	\$5,583,277	\$33,951,650	15.97%
2013-2014	\$7,402,553	\$160,174	\$7,562,728	\$32,626,767	22.69%
2014-2015 unaudited	\$8,412,866	\$160,174	\$8,573,040	\$34,041,288	24.71%

FUND BALANCE HISTORY UNASSIGNED/ASSIGNED



Fund 80 – Community Programs & Services

The Fund 80 budget for 2015-16, community programs and services, contains the following planned expenditures:

Community Education and Recreational Services	\$165,224
Senior Tax Exchange Program (STEP)	\$10,000
Middle School Residents Athletic Programs/Services	\$123,115



Our community education program and recreational services are open to the community and provide adult education classes and open recreational opportunities (pool, weight room, and field house).

The STEP program involves community senior citizens in our schools and in our community.

Our middle school athletic offerings are open to all community middle school-aged district residents.

Fund 80 expenses are supported by user fees (\$42,890) and tax levy (\$255,449).



Long-term Debt

Long-term Debt as of June 30, 2015

Purpose	Date	Original Amount	Interest Rate	Principal Balance	Date Paid Up
BONDS AND PROMISSORY NOTES					
Wakanda Wing	9/13/2010	\$675,000	2-2.5%	\$205,000	2016
Wakanda Wing (interest free)	9/13/2010	\$1,575,000	0.000%	\$1,575,000	2020
High School refinanced	6/28/2012	\$3,905,000	2-3%	\$2,825,000	2020
QZAB projects (interest free)	7/26/2010	\$900,000	0.00%	\$540,000	2020
Roof, Phones	6/15/2007	\$965,000	4.625-4.875%	\$230,000	2017
2013 Referendum phase 1	7/15/2013	\$9,980,000	2-5%	\$9,890,000	2033
2013 Referendum phase 2	3/3/2014	\$10,000,000	3.5-4%	\$10,000,000	2034
2013 Ref phase 3 (QZAB)	7/14/2014	\$3,040,000	0%	\$3,040,000	2024
Refunding Bonds	1/07/2015	\$1,955,000	.75-1.15%	\$1,955,000	2017
2013 Referendum phase 4	1/07/2015	\$2,000,000	2-2.5%	\$2,000,000	2021
2013 Referendum phase 5	1/07/2015	\$7,980,000	2.5-3%	\$7,980,000	2027
Grand Total		\$42,975,000		\$40,240,000	

Key Dates for 2015-2016

Fiscal Year 2015-2016 Key Dates in Budgeting Process

AUGUST 24, 2015	ANNUAL MEETING AND BUDGET HEARING
SEPTEMBER 18, 2015	THIRD FRIDAY IN SEPTEMBER COUNT
OCTOBER 1, 2015	CERTIFICATION OF EQUALIZED VALUATION OF PROPERTY TO SCHOOL DISTRICTS FOR USE IN CALCULATING STATE AID
OCTOBER 15, 2015	STATE AID CALCULATIONS RELEASED
OCTOBER 26, 2015	BOARD ADOPTS FINAL BUDGET AND TAX LEVY BASED ON RECALCULATION OF STATE AID AND REVENUE CAPS
NOVEMBER 9, 2015	CERTIFY TAX LEVY TO MUNICIPAL CLERKS
JANUARY 8, 2016	SECOND FRIDAY IN JANUARY COUNT
JUNE 13, 2016	BOARD APPROVES PRELIMINARY BUDGET AND SETS DATE FOR ANNUAL MEETING

Budget Adoption 2015-2016

GENERAL FUND (FUND 10)	Audited 2013-2014	Unaudited 2014-2015	Budget 2015-2016
Beginning Fund Balance (Account 930 000)	5,583,277.59	7,562,727.77	8,573,040.59
Ending Fund Balance, Non-spendable (Acct. 935 000)	0.00	0.00	0.00
Ending Fund Balance, Restricted (Acct. 936 000)	85,089.28	0.00	0.00
Ending Fund Balance, Committed (Acct. 937 000)	0.00	0.00	0.00
Ending Fund Balance, Assigned (Acct. 938 000)	0.00	0.00	0.00
Ending Fund Balance, Unassigned (Acct. 939 000)	7,477,638.49	0.00	0.00
TOTAL ENDING FUND BALANCE (ACCT. 930 000)	7,562,727.77	8,573,040.59	8,573,040.59
REVENUES & OTHER FINANCING SOURCES			
100 Transfers-in	0.00	0.00	0.00
Local Sources			
210 Taxes	13,062,307.48	13,350,323.50	13,390,473.00
240 Payments for Services	0.00	0.00	0.00
260 Non-Capital Sales	0.00	0.00	0.00
270 School Activity Income	74,165.33	78,476.34	71,100.00
280 Interest on Investments	4,760.21	5,491.64	6,000.00
290 Other Revenue, Local Sources	144,446.49	136,552.84	137,231.00
Subtotal Local Sources	13,285,679.51	13,570,844.32	13,604,804.00
Other School Districts Within Wisconsin			
310 Transit of Aids	0.00	0.00	0.00
340 Payments for Services	380,026.14	414,833.63	398,100.00
380 Medical Service Reimbursements	0.00	0.00	0.00
390 Other Inter-district, Within Wisconsin	0.00	0.00	0.00
Subtotal Other School Districts within Wisconsin	380,026.14	414,833.63	398,100.00
Other School Districts Outside Wisconsin			
440 Payments for Services	0.00	0.00	0.00
490 Other Inter-district, Outside Wisconsin	0.00	0.00	0.00
Subtotal Other School Districts Outside Wisconsin	0.00	0.00	0.00
Intermediate Sources			
510 Transit of Aids	6,427.00	9,638.77	9,600.00
530 Payments for Services from CCDEB	0.00	0.00	0.00
540 Payments for Services from CESA	0.00	0.00	0.00
580 Medical Services Reimbursement	0.00	0.00	0.00
590 Other Intermediate Sources	0.00	0.00	0.00
Subtotal Intermediate Sources	6,427.00	9,638.77	9,600.00
State Sources			
610 State Aid -- Categorical	508,143.49	770,797.85	776,315.00
620 State Aid -- General	18,648,833.00	18,778,729.00	18,778,729.00
630 DPI Special Project Grants	45,000.00	102,963.59	80,991.00
640 Payments for Services	17,000.00	19,079.00	0.00
650 Student Achievement Guarantee in Education (SAGE Grant)	0.00	0.00	0.00
660 Other State Revenue Through Local Units	26,198.34	31,064.71	26,000.00
690 Other Revenue	85,750.00	56,907.00	57,106.00
Subtotal State Sources	19,330,924.83	19,759,541.15	19,719,141.00

GENERAL FUND (FUND 10) (Continued)	Audited 2012-2013	Unaudited 2013-2014	Budget 2014-2015
Federal Sources			
710 Transit of Aids	22,928.90	30,174.48	31,357.00
720 Impact Aid	0.00	255,076.06	304,863.00
730 DPI Special Project Grants	227,650.65	694,730.88	705,564.00
750 IASA Grants	737,671.13	0.00	0.00
760 JTPA	0.00	0.00	0.00
770 Other Federal Revenue through Local Units	0.00	0.00	0.00
780 Other Federal Revenue through State	220,232.00	167,869.00	0.00
790 Other Federal Revenue - Direct	0.00	0.00	0.00
Subtotal Federal Sources	1,208,482.68	1,147,850.42	1,041,784.00
Other Financing Sources			
850 Reorganization Settlement	0.00	0.00	0.00
860 Compensation, Fixed Assets	155,880.25	0.00	5,000.00
870 Long-Term Obligations	0.00	0.00	0.00
Subtotal Other Financing Sources	155,880.25	0.00	5,000.00
Other Revenues			
960 Adjustments	13,990.00	0.00	0.00
970 Refund of Disbursement	219,083.87	145,550.89	133,675.00
980 Medical Service Reimbursement	0.00	0.00	0.00
990 Miscellaneous	5,722.76	3,342.16	5,000.00
Subtotal Other Revenues	238,796.63	148,893.05	138,675.00
TOTAL REVENUES & OTHER FINANCING SOURCES	34,606,217.04	35,051,601.34	34,917,104.00
EXPENDITURES & OTHER FINANCING USES			
Instruction			
110 000 Undifferentiated Curriculum	6,767,608.26	7,213,258.09	7,190,049.00
120 000 Regular Curriculum	7,325,740.73	7,768,836.64	7,680,556.00
130 000 Vocational Curriculum	964,528.04	1,010,619.42	1,057,130.00
140 000 Physical Curriculum	859,658.54	898,665.75	874,933.00
160 000 Co-Curricular Activities	671,140.18	637,957.43	762,908.00
170 000 Other Special Needs	420,404.73	406,952.71	539,938.00
Subtotal Instruction	17,009,080.48	17,936,290.04	18,105,514.00
Support Sources			
210 000 Pupil Services	940,273.01	939,845.52	1,054,464.00
220 000 Instructional Staff Services	920,888.46	943,954.47	1,051,331.00
230 000 General Administration	745,964.30	779,743.87	851,947.00
240 000 School Building Administration	1,701,829.14	1,755,175.43	1,811,110.00
250 000 Business Administration	4,942,787.13	5,242,238.77	5,452,589.00
260 000 Central Services	1,034,448.72	1,089,550.08	921,655.00
270 000 Insurance & Judgments	290,629.97	287,346.71	358,120.00
280 000 Debt Services	283,577.40	237,416.66	241,000.00
290 000 Other Support Services	52,598.76	36,757.64	22,979.00
Subtotal Support Sources	10,912,996.89	11,312,029.15	11,765,195.00
Non-Program Transactions			
410 000 Inter-fund Transfers	3,348,931.42	3,425,075.00	3,639,790.00
430 000 Instructional Service Payments	1,344,561.10	1,367,572.60	1,396,105.00
490 000 Other Non-Program Transactions	11,196.97	321.73	10,500.00
Subtotal Non-Program Transactions	4,704,689.49	4,792,969.33	5,046,395.00
TOTAL EXPENDITURES & OTHER FINANCING USES	32,626,766.86	34,041,288.52	34,917,104.00

SPECIAL PROJECT FUNDS (FUNDS 21, 23, 27, 29)	Audited 2013-2014	Unaudited 2014-2015	Budget 2015-2016
900 000 Beginning Fund Balance	77,614.29	85,860.14	145,009.31
900 000 Ending Fund Balance	85,860.14	145,009.31	80,818.31
TOTAL REVENUES & OTHER FINANCING SOURCES	5,550,390.21	5,546,025.47	5,785,391.00
100 000 Instruction	4,262,334.64	4,236,894.51	4,552,859.00
200 000 Support Services	1,192,253.74	1,175,268.95	1,209,391.00
400 000 Non-Program Transactions	87,555.98	74,712.84	87,332.00
TOTAL EXPENDITURES & OTHER FINANCING USES	5,542,144.36	5,486,876.30	5,849,582.00

DEBT SERVICE FUND (FUNDS 38, 39)	Audited 2013-2014	Unaudited 2014-2015	Budget 2015-2016
900 000 Beginning Fund Balance	275,000.63	677,960.25	887,105.87
900 000 ENDING FUND BALANCES	677,960.25	887,105.87	861,285.87
TOTAL REVENUES & OTHER FINANCING SOURCES	4,003,247.29	15,875,607.66	3,717,237.00
281 000 Long-Term Capital Debt	3,343,331.67	5,496,389.73	3,743,057.00
282 000 Refinancing	0.00	10,170,072.31	0.00
283 000 Operational Debt	0.00	0.00	0.00
285 000 Post Employment Benefit Debt	0.00	0.00	
289 000 Other Long-Term General Obligation Debt	256,956.00	0.00	0.00
400 000 Non-Program Transactions	0.00	0.00	
TOTAL EXPENDITURES & OTHER FINANCING USES	3,600,287.67	15,666,462.04	3,743,057.00
842 000 INDEBTEDNESS, END OF YEAR	30,209,741.44	40,240,000.00	37,940,000.00

CAPITAL PROJECTS FUND (FUNDS 41, 46, 48, 49)	Audited 2013-2014	Unaudited 2014-2015	Budget 2015-2016
900 000 Beginning Fund Balance	(50,827.88)	10,061,362.81	1,078,606.78
900 000 Ending Fund Balance	10,061,362.81	1,078,606.78	137,950.78
TOTAL REVENUES & OTHER FINANCING SOURCES	20,047,530.04	13,144,260.46	3,090,000.00
100 000 Instructional Services	9,017.97	0.00	156.00
200 000 Support Services	9,926,321.38	22,127,016.49	4,030,500.00
300 000 Community Services	0.00	0.00	0.00
400 000 Non-Program Transactions	0.00	0.00	0.00
TOTAL EXPENDITURES & OTHER FINANCING USES	9,935,339.35	22,127,016.49	4,030,656.00

FOOD SERVICE FUND (FUND 50)	Audited 2013-2014	Unaudited 2014-2015	Budget 2015-2016
900 000 Beginning Fund Balance	125,421.80	162,442.52	144,024.61
900 000 ENDING FUND BALANCE	162,442.52	144,024.61	144,024.61
TOTAL REVENUES & OTHER FINANCING SOURCES	1,662,078.81	1,600,872.19	1,717,454.00
200 000 Support Services	1,608,858.09	1,603,090.10	1,701,254.00
400 000 Non-Program Transactions	16,200.00	16,200.00	16,200.00
TOTAL EXPENDITURES & OTHER FINANCING USES	1,625,058.09	1,619,290.10	1,717,454.00

COMMUNITY SERVICE FUND (FUND 80)	Audited 2013-2014	Unaudited 2014-2015	Budget 2015-2016
900 000 Beginning Fund Balance	43,817.59	53,234.39	44,614.67
900 000 ENDING FUND BALANCE	53,234.39	44,614.67	44,614.67
TOTAL REVENUES & OTHER FINANCING SOURCES	313,990.90	301,410.94	298,339.00
200 000 Support Services	67,829.63	24,949.97	16,000.00
300 000 Community Services	236,744.47	231,846.69	282,339.00
400 000 Non-Program Transactions	0.00	53,234.00	0.00
TOTAL EXPENDITURES & OTHER FINANCING USES	304,574.10	310,030.66	298,339.00

PACKAGE & COOPERATIVE PROGRAM FUND (FUNDS 91, 93, 99)	Audited 2013-2014	Unaudited 2014-2015	Budget 2015-2016
900 000 Beginning Fund Balance	0.00	0.00	0.00
900 000 ENDING FUND BALANCE	0.00	0.00	0.00
TOTAL REVENUES & OTHER FINANCING SOURCES	182,742.74	81,966.35	48,258.00
100 000 Instruction	0.00	0.00	0.00
200 000 Support Services	182,742.74	81,966.35	48,258.00
400 000 Non-Program Transactions	0.00	0.00	0.00
TOTAL EXPENDITURES & OTHER FINANCING USES	182,742.74	81,966.35	48,258.00

The School District of the Menomonie Area exercised its taxing authority to exceed the revenue limit on a non-recurring basis by \$134,138 on energy efficiency measures and renewable energy products for the 2009-10 school year. The district has expended \$134,138 of this revenue limit authority. As a result of these expenditures, the district has met the following performance indicators: High school pool roof replacement completed in November 2009. Energy savings for 2014-15 were \$1,257.68. Lighting replacements at Menomonie Middle School, Oaklawn Elementary, River Heights Elementary, and Wakanda Elementary were completed in February 2010. Cost recovery is complete.

Employee Benefit Trust

The School District of the Menomonie Area established an employee benefit trust during the 2006-2007 school year. The School Board is the trustee for the trust. All investments of the trust are managed by the business office under the direction of the school board. State statute requires reporting of this trust in the annual report.

	FISCAL YEAR	BEGINNING BALANCE	DEPOSITS	INVESTMENT EARNINGS	DISBURSMENTS	ENDING BALANCE
unaudited	2014-15	\$1,024,291.73	\$1,836,696.56	\$29,701.12	\$1,399,018.60	\$1,491,670.81



The School District of the Menomonie Area gratefully acknowledges the following organizations and community members for donations made to our schools. Your support has greatly enriched the educational experience of our students and staff. Thank you!

3M Foundation-Menomonie
3M General Offices
Andersen Corporate Foundation
AnnMarie Foundation, Inc.
Anne Hasse
Bremer Bank
Ceta Tours
Community Foundation of Dunn County
Con-Agra
DPI Movin' & Munchin' School Initiative
Discover Financial Services
Donald & Patricia Kuether
Downsville PTO
Dunn County 4-H Partners
Eric Friest
Fairmount Minerals Foundation
First Merit Bank
Goldman Sachs Philanthropy Fund
Green Bay Packers
Gregory Bard
Herb Kohl Educational Foundation
Jackie Hunt Insurance
Jimmie Johns
John Rompala
Knapp Lions Club
Knapp PTO
LifeTouch
Madison Jazz Society
Marv Lansing
Mary Dowdle
McDonald Family
McDonald's Menomonie Restaurant
Menomonie Athletic Booster Club
Menomonie Lions Club
Nicholas Komro
Oaklawn PTO
Pat Madsen
Paul & Angela Thedinga
Phillips Plastics Company
Pioneer Growing Education Matching Gifts Program
Polymer Technology Company
Reality Works, Inc.
River Heights PTO
Royal Neighbors
Sara Jean Herman
Target
Trimble Dental, Inc.
UW-Stout Educational Talent Search
Wakanda PTO
Walmart Distribution Center
Walmart Stores
WESTconsin Credit Union
William & Bonnie DeHoff
Wisconsin Milk Marketing
Wisconsin State Council of Knights of Columbus
Wisconsin Technology Initiative
Xcel Energy

